



YOUTH SIZE GUIDE (UNISEX)

*Ensure accurate fit by using your actual body measurements.
Refer to the instructions below.*



For tops, use your chest and waist measurements.

(Eg: T-shirts, Polos, Hoodies, Jackets)



For bottoms, use your waist and hips measurements.

(Eg: Playing Pants, Shorts)

CHEST

Measure around the widest part of your chest, positioned just below your armpits.

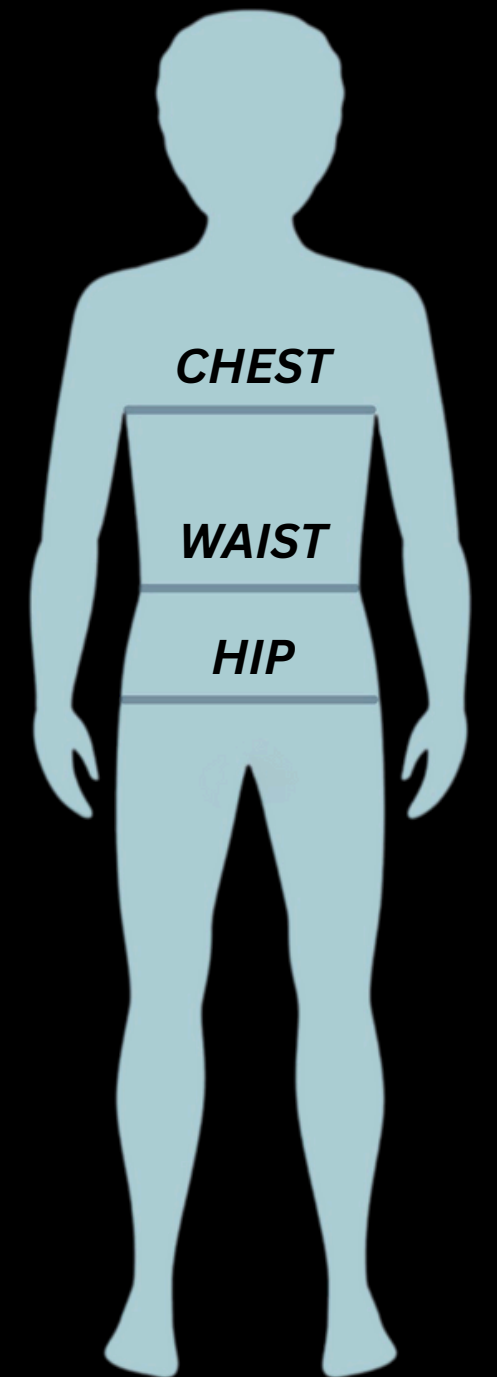
WAIST

Measure around your natural waistline, which is typically near your belly button.

HIPS

Measure around the widest part of your hips.

BODY MEASUREMENT



SIZE	Y0	Y1	Y2	Y4	Y6	Y8	Y10	Y12	Y14	Y16
CHEST (cm)	43-47	47-51	51-55	55-59	59-65	65-71	71-77	77-83	83-89	89-95
WAIST (cm)	49-51	51-53	53-55	55-57	57-59	59-61	61-63	63-66	66-70	70-75
HIPS (cm)	43-47	47-51	51-55	55-59	59-65	65-71	71-77	77-83	83-89	89-95

PLEASE NOTE: ON-FIELD PRO CUTS (RUGBY, AFL, SOCCER) ARE DESIGNED FOR A TIGHT FIT. IF YOU PREFER A LOOSER FIT, WE RECOMMEND ORDERING A SIZE UP.



MEN'S SIZE GUIDE

BODY MEASUREMENT

*Ensure accurate fit by using your actual body measurements.
Refer to the instructions below.*



For tops, use your chest and waist measurements.

(Eg: T-shirts, Polos, Hoodies, Jackets)



For bottoms, use your waist and hips measurements.

(Eg: Playing Pants, Shorts)

CHEST

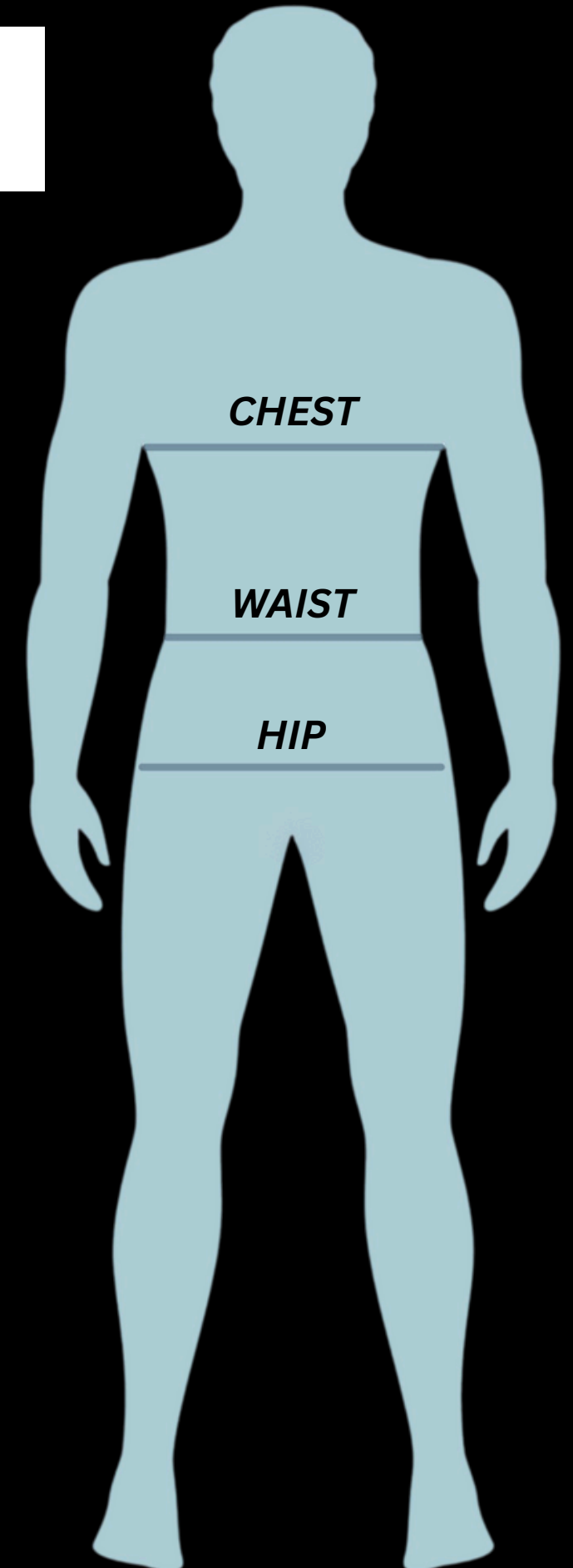
Measure around the widest part of your chest, positioned just below your armpits.

WAIST

Measure around your natural waistline, which is typically near your belly button.

HIPS

Measure around the widest part of your hips.



SIZE	XS	S	M	L	XL	2XL	3XL	4XL	5XL	6XL	7XL
CHEST (cm)	90-95	95-100	100-105	105-110	110-115	115-120	120-125	125-130	130-135	135-140	140-145
WAIST (cm)	70-75	80-85	90-95	100-105	110-115	118-124	125-130	130-136	136-142	142-148	148-154
HIPS (cm)	90-95	95-100	100-105	105-110	110-115	115-120	120-125	125-130	130-135	135-140	140-145

PLEASE NOTE: ON-FIELD PRO CUTS (RUGBY, AFL, SOCCER) ARE DESIGNED FOR A TIGHT FIT. IF YOU PREFER A LOOSER FIT, WE RECOMMEND ORDERING A SIZE UP.



WOMEN'S SIZE GUIDE

BODY MEASUREMENT

*Ensure accurate fit by using your actual body measurements.
Refer to the instructions below.*



For tops, use your chest and waist measurements.

(Eg: T-shirts, Polos, Hoodies, Jackets)



For bottoms, use your waist and hips measurements.

(Eg: Playing Pants, Shorts)

CHEST

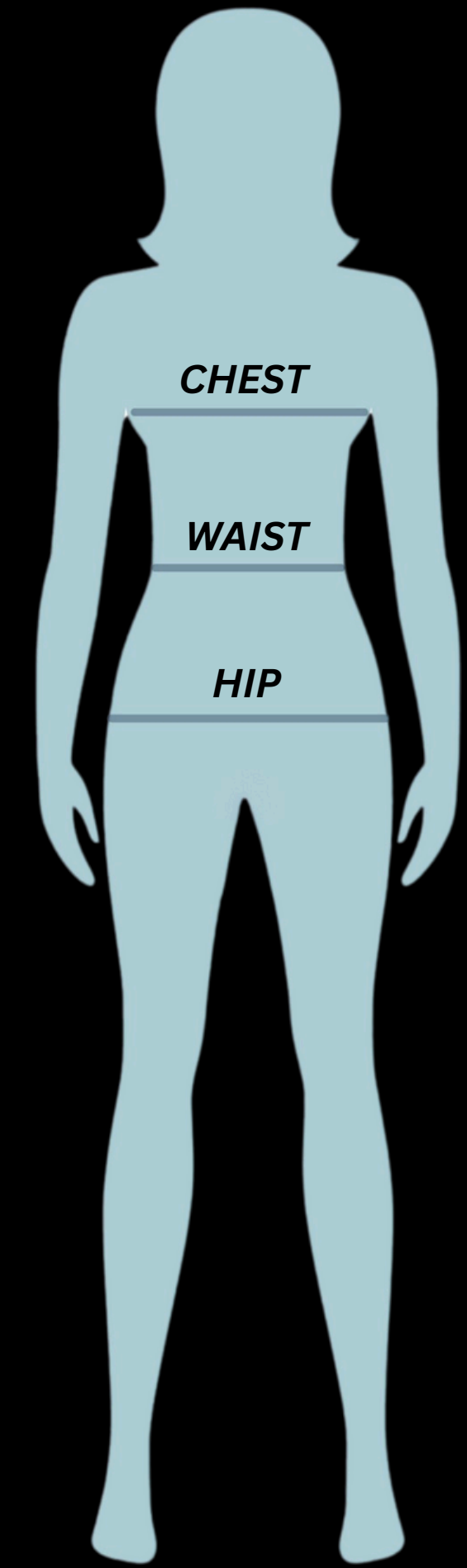
Measure around the widest part of your chest, positioned just below your armpits.

WAIST

Measure around your natural waistline, which is typically near your belly button.

HIPS

Measure around the widest part of your hips.




SIZE	W6	W8	W10	W12	W14	W16	W18	W20	W22	W24	W26
CHEST (cm)	80-85	85-90	90-95	95-100	100-105	105-110	110-115	115-120	120-125	125-130	130-135
WAIST (cm)	65-70	70-75	75-80	80-85	85-90	90-95	95-100	100-105	105-110	110-115	115-120
HIPS (cm)	85-90	90-95	95-100	100-105	105-110	110-115	115-200	120-125	125-130	130-135	135-140

PLEASE NOTE: ON-FIELD PRO CUTS (RUGBY, AFL, SOCCER) ARE DESIGNED FOR A TIGHT FIT. IF YOU PREFER A LOOSER FIT, WE RECOMMEND ORDERING A SIZE UP.



CAPS, HATS & HELMETS SIZE GUIDE



WIDE BRIM HATS

XS	S	M	L	XL
51-52 cm	53-54 cm	55-56 cm	57-58 cm	60 cm

BAGGY CAPS & BUCKET HATS

XXS	XS	S	M	L	XL	2XL	3XL
50-51 cm	52-53 cm	54-55 cm	56-57 cm	58-59 cm	60-61 cm	62-63 cm	64-65 cm

HELMETS - FORMA

S	M	L - XL
54-56 cm	56-58 cm	59-62 cm